Diamond Mystery™ - 100 Wild Fire

GAME RULES

- This page contains information on how to play this game.
- Please scroll down to read through all topics.

Getting started

- When you start the game, you enter a lobby where you can choose a machine to play this game. Simply click on "Play now" or a vacant machine to begin playing!
- This game is a game for one player - the gameplay of other players does not affect yours. Each game starts when you place a bet and ends when you leave the application.
- In the lobby, you may see other players in the same game sitting at a machine. By clicking such a machine, you are entering "spectator mode" and can watch a different player play. You are not able to influence the game which you are spectating in any way.

Playing

- You choose the total bet per round via the "Total Bet" button.
- The minimum bet per round is $ 0.20.
- The maximum bet per round is $ 40.00.
- The "Start" button begins a round of play.
- Each round is independent of previous rounds.
- All game outcomes are independent and randomly determined.
- When you start a round, the bet is deducted from the balance you've paid in.
- At the end of a round, the console displays your win, if any.

Win Lines

- This game has 5 reels and 100 win lines.
- You can find an overview of the win line pattern via "Paytable & Info".

Autoplay

Clicking on "Auto" will bring up the Autoplay-dialogue where you can configure the following options before starting the automatic spins:

- The number of rounds you want Autoplay to be active.
- The loss limit at which Autoplay should stop.
- The win limit at which Autoplay should stop after meeting or exceeding it.
- By clicking "OK", you start the automatic spins with the chosen configuration.
- If "Autoplay" is activated the button label becomes green. Clicking it again stops the automatic spins.
- Autoplay stops automatically when the total bet is higher than your current funds.
- Autoplay stops when the Diamond Mystery™ Feature is awarded.

Turbo Mode

- Clicking on "Turbo" activates Turbo Mode. Turbo Mode reduces the total spin time (reels stop faster).
- If "Turbo Mode" is activated the button label becomes green. Clicking it again will deactivate the reels stopping faster.
- Turbo Mode is deactivated automatically when the total bet is higher than your current funds.

Winnings

- Winning combinations and payouts are made according to the paytable.
- Symbol payout values shown in the paytable are dynamic and change in accordance with the selected bet value.
- All wins start on the leftmost reel and are for combinations of a kind, consecutive from left to right on selected lines, except scatters.
- Scatter symbols pay regardless of their position.

- Highest win only paid on each selected line and per scatter combination.
- Scatter wins and line wins are added.
- The leftmost reel is reel 1, the rightmost reel is reel 5.

Bonus Symbols

- The Clover (Wild) symbol appears on reels 2, 3 and 4 only.
- The Clover (Wild) symbol expands and substitutes for all symbols except scatters.
- The Clover (Wild) symbol expands only when enough symbols for a win are present.
- The Coin symbol and Star symbol are both scatter symbols and pay on any position.
- The Star (Scatter) symbol appears on reels 1, 3 and 5 only.

RTP Range

- The theoretical RTP (return to player) value for this game is 95.48 %.
- The theoretical RTP is calculated as total win/total bet over a large number of games played and reflects the prizes awarded by a game as a percentage of all bets made. The actual RTP can vary widely in either direction for a small number of games due to statistical variance.

Connection Loss

- In case you lose your network connection, the game will proceed to complete the current round of play automatically after a delay of 2 hours absence from the game.
- If you reconnect into the game earlier, you are able to continue playing the current round.
- This includes all settings such as number of lines and bet.
- If this round contains multiple spins (e.g. free games feature), the game will determine your winnings based on the game's expected win values.

Malfunction voids all pays and plays.

GAME FEATURES

Diamond Mystery™ Feature

- The Diamond Mystery™ Feature is triggered randomly on any non-winning spin.
- In the Diamond Mystery™ Feature, pick cards to uncover Jackpot Gems.
- Once three matching Jackpot Gems have been uncovered, the respective jackpot is awarded and the feature ends.

Jackpots

- 1.0 % of every stake goes directly into the jackpots.
- Players playing the maximum stake will be eligible to win the total jackpot. Lower staking players will win a proportion of the total jackpot relative to the stake placed.
- Each progressive jackpot is a prize pool exclusively containing the accumulation of all respective player contributions.
- For each prize combination (progressive and base win prize), the game displays the potential win value equal to the sum of the available progressive jackpot on the current stake plus the base win prize.
- When a progressive jackpot is won, the respective winnings are taken from the progressive jackpot prize pool and awarded to the winning player.
- Any remaining winnings are available for subsequent progressive wins, plus any new contributions.
- The jackpot is a combination of contributions by all players plus a base win.
- When some or all of a jackpot is won, it is reset to the base win for your stake, plus the current total contributions you are eligible to win.
- The amount you are eligible to win will be shown in the jackpot banks.
- It is not possible for two players to win a jackpot simultaneously. In instances of apparent simultaneous wins, the games are time-stamped and the first player to trigger the win is awarded the jackpot.
- In case this game is withdrawn from our offer, your jackpot contribution will be transferred to other certified games with similar jackpots.

- The base win of each jackpot depends on your stake. The base win is 5000 times your stake for the Diamond Jackpot, 1250 times your stake for the Red Gem Jackpot, 200 times your stake for the Blue Gem Jackpot, and 50 times your stake for the Green Gem Jackpot.

Gamble

- With your current stake, a maximum of $ 1 500.00 can be bet while in the gamble feature.
- For higher wins or during autoplay, the gamble feature is not available.
- The gamble feature is not available after a jackpot win.

SYMBOLS

The table below lists the winning symbols of this game.

Seven

Lemon

Melon

Cherry

Grape

Star (Scatter)

Bell

Coin (Scatter)

Plum

Clover (Wild)

Orange

USER INTERFACE

Buttons

The table below lists the different buttons found in the game and describes their functions.

Start: Start a game round at the current bet level.

Total Bet: See available bet options or press + or - to increase or decrease your current bet.

Auto: Start Autoplay
(for more details on Autoplay see the "Game Rules" section).

Turbo: Start Turbo Mode
(for more details on Turbo Mode see the "Turbo Mode" section).

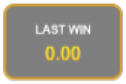

Last Win: Indicates your last win. Pressing this button will open/close the paytable.

Open the menu to access:
The paytable, deposit options, settings, replay mode or help screen.
You can find more details on the available menu options below.

In "Settings": Toggle the "Gamble" switch from "Off" to "On" to turn on the option to gamble your winnings during the game.
Gamble: Enter the "Gamble Game" where you can double your winnings with odds of 50:50.
For more details on the Gamble Feature, see the "Game Features" section.

In the paytable: click the arrow buttons to scroll through the paytable. Pressing "X" or "Last Win" button brings you back to the game again.

Exit: Exit the game.

Change sound settings (sound & music, sound only or sound off).

Toggle between fullscreen and windowed mode.

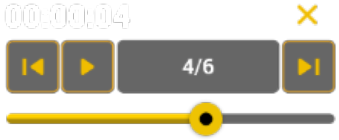

In replay mode: Press left or right to step through your last played rounds.
Press the "Play" button to see the complete round again.
When playing on a mobile or tablet, you can move the buttons by dragging and dropping them to the positions you want.

Keyboard Input
The table below lists the supported keyboard shortcuts and describes their functions.

Space
- Starts a new round.
- Collects your current winnings.
- Picks cards to uncover Jackpot Gems during the Diamond Mystery™ Feature.
- Triggers a fast stop of the running reels.

Left Arrow
- Decreases the current bet until the minimum possible bet has been reached.
- Starts the gamble feature when your current winnings can be gambled.
- Chooses the red card during the gamble feature.

Right Arrow
- Increases the current bet until the maximum possible bet has been reached.
- Starts the gamble feature when your current winnings can be gambled.

- Chooses the black card during the gamble feature.

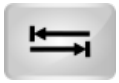

Tab
- Opens the paytable.
- Navigates to the next page when pressed while the paytable is in view.
- Closes the paytable again when pressed on the last page.

Paytable & Info
- The paytable lists the symbols, winning combinations and payouts of the game.
- The paytable always shows the prizes for the currently selected bet and number of lines.
- It consists of multiple pages which can be accessed by using the arrow buttons.

Replay
- With the replay option you are able to rewatch your previous rounds.
- For an overview about the controls in replay mode find details in the user interface table above.

Help
- This button displays the ingame help.

Exiting the game
- You can exit the game at the end of each round.

VERSIONS

Game Certification
- Game Certification Version: 1.69.0 (1.0.1)

Game Server
- Game Server Build Technology: novoSDK
- Game Server Build novoSDK Version: 1.119.0_2025-04-14_123855

Game Client
- Game Client Build Technology: novoSDK
- Game Client Technology: HTML5 Desktop

Game Client In-Game Help Date: 20 February 2025

Manufacturer and Supplier
- Manufacturer: Greentube Netherlands B.V.
- Supplier: Greentube GmbH