

Book of Ra™ deluxe 10: Win Ways™

GAME RULES

- This page contains information on how to play this game.
- Please scroll down to read through all topics.

Getting started

- When you start the game, you enter a lobby where you can choose a machine to play this game. Simply click on "Play now" or a vacant machine to begin playing!
- This game is a game for one player - the gameplay of other players does not affect yours. Each game starts when you place a bet and ends when you leave the application.
- In the lobby, you may see other players in the same game sitting at a machine. By clicking such a machine, you are entering "spectator mode" and can watch a different player play. You are not able to influence the game which you are spectating in any way.

Playing

- This game has 10 reels.
- You choose the total bet per round via the "Total Bet" button.
- The minimum bet per round is \$ 0.20.
- The maximum bet per round is \$ 2 000.00.
- The "Start" button begins a round of play.
- Each round is independent of previous rounds.
- All game outcomes are independent and randomly determined.
- When you start a round, the bet is deducted from the balance you've paid in.
- At the end of a round, the console displays your win, if any.

Autoplay

Clicking on "Auto" will bring up the Autoplay-dialogue where you can configure the following options before starting the automatic spins:

- The number of rounds you want Autoplay to be active.
- The loss limit at which Autoplay should stop.
- The win limit at which Autoplay should stop after meeting or exceeding it.
- By clicking "OK", you start the automatic spins with the chosen configuration.
- If "Autoplay" is activated the button label becomes green. Clicking it again stops the automatic spins.
- Autoplay stops automatically when the total bet is higher than your current funds.
- Autoplay stops automatically when a feature is awarded.

Winnings

- Winning combinations and payouts are made according to the paytable.
- Symbol payout values shown in the paytable are dynamic and change in accordance with the selected bet value.
- All wins start on the leftmost reel and are for combinations of a kind, consecutive from left to right on selected lines, except scatters.
- Highest win only paid on each selected line and per scatter combination.
- Scatter wins and line wins are added.

RTP Range

- The theoretical RTP (return to player) value for this game is 95.15 % - 95.50 %.
- The theoretical RTP is calculated as total win/total bet over a large number of games played and reflects the prizes awarded by a game as a percentage of all bets made. The actual RTP can vary widely in either direction for a small number of games due to statistical variance.

Connection Loss

- In case you lose your network connection, the game will proceed to complete the current round of play automatically after a delay of 2 hours absence from the game.
- If you reconnect into the game earlier, you are able to continue playing the current round.
- This includes all settings such as number of lines and bet.
- If this round contains multiple spins (e.g. free games feature), the game will determine your winnings based on the game's expected win values.

Malfunction voids all pays and plays.

SYMBOLS

Regular Symbols



- Explorer



- Pharaoh



- Eagle



- Scarab



- Ace



- King



- Queen



- Jack



- Ten
- All wins start on the leftmost reel and are for combinations on adjacent reels.
- All prizes are for combinations of a kind.

Wild Symbol



- Wild symbol substitutes all symbols except Bonus or the special expanding symbol.

Other Symbols



- Bonus

GAME FEATURES

Gambling


- With your current stake, a maximum of \$ 500.00 can be bet while gambling.
- For higher wins or during autoplay, gambling is not possible.

Wins



- All symbols from winning combinations are removed before new symbols fall into place. Any new winning combinations are paid. This continues until there are no more winning combinations in view.

Wilds



- Wilds can land in single, double, or triple stacked. Get any Wild symbols on reel set 1 (left) to transfer over to the corresponding reel on reel set 2 (right).

Free Games

- Three or more Bonus Scatter symbols in view across both reel sets awards Free Games. Bonus Scatter symbols appear on reels 1, 3 and 5 of both sets of reels.



- x3 Bonus Scatter symbols in view awards 8 Free Games.
- x4 Bonus Scatter symbols in view awards 12 Free Games.
- x5 or more Bonus Scatter symbols in view awards 20 Free Games.



- During Free Games any Wild symbols on reel set 1 (left) transfer over to the corresponding reel on reel set 2 (right).
- Bonus Scatter symbols are awarded once per game round.



- One special expanding symbol is randomly selected at the start of Free Games.
- During Free Games and after the payout of regular symbols, the special symbols may expand to cover all positions on reel set 1 (left).
- Special symbols will also transfer to the corresponding reel on reel set 2 (right) as a stacked special symbol and then pay like the regular symbols but even on non-adjacent positions and on all lines played (expanding is only triggered if enough symbols for a win are present).

WIN WAYS™

3125 WIN WAYS

- Each reel, on reel set 1 (left) can contain 2 to 5 symbols. Each spin can have a maximum of 3125 Win Ways™ to win for reel set 1 (left).

248832 WIN WAYS

- Each reel, on reel set 2 (right) can contain 4 to 12 symbols. Each spin can have a maximum of 248832 Win Ways™ to win for reel set 2 (right).

251957 WIN WAYS

- The maximum number of combined Win Ways™ for both reel sets is 251957 per spin.



- Wins are awarded from left to right on adjacent symbols.

Buy Bonus



- The Buy Bonus can be activated during the base game only.
- Once activated the reels will spin guaranteeing a minimum of 3 Scatter Symbols on the reels, activating Free Games.
- The Buy Bonus is played at x100 base game Total Bet.
- The payable is not affected and pays the same as a game where the Buy Bonus has not been activated.

USER INTERFACE

Buttons

The table below lists the different buttons found in the game and describes their functions.



- Press to enter Buy Bonus confirmation screen.



- Press + or - to increase or decrease your Buy Bonus Total Bet.



- Press to start the Buy Bonus round.



- Press to return to the base game.



Start: Start a game round at the current bet level.



Total Bet: See available bet options or press + or - to increase or decrease your current bet.



Auto: Start Autoplay
(for more details on Autoplay see the "Game Rules" section).



Open the menu to access:
The payable, deposit options, settings, replay mode or help screen.
You can find more details on the available menu options below.



Gamble: Enter the "Gamble Game" where you can double your winnings with odds of 50:50.
For more details on the Gamble Feature, see the "Game Features" section.



In the payable: click the arrow buttons to scroll through the payable. Pressing "X" brings you back to the game again.



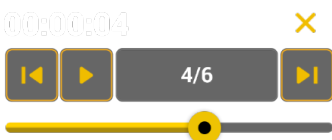
Exit: Exit the game.



Change sound settings (sound & music, sound only or sound off).



Toggle between fullscreen and windowed mode.



In replay mode: press left or right to step through your last played rounds.
Press the "Play" button to see the complete round again.

Keyboard Input

The table below lists the supported keyboard shortcuts and describes their functions.



Space

- Starts a new round.
- Collects your current winnings.
- Triggers a fast stop of the running reels.




Left Arrow

- Decreases the current bet until the minimum possible bet has been reached.
- Starts the gamble feature when your current winnings can be gambled.
- Chooses the red card during the gamble feature.



Right Arrow

- Increases the current bet until the maximum possible bet has been reached.
- Starts the gamble feature when your current winnings can be gambled.
- Chooses the black card during the gamble feature.



Tab

- Opens the payable.
- Navigates to the next page when pressed while the payable is in view.
- Closes the payable again when pressed on the last page.

Paytable & Info

- The payable lists the symbols, winning combinations and payouts of the game.
- The payable always shows the prizes for the currently selected bet.
- It consists of multiple pages which can be accessed by using the arrow buttons.

Replay

- With the replay option you are able to rewatch your previous rounds.
- For an overview about the controls in replay mode find details in the user interface table above.

Help

- This button displays the ingame help.

Exiting the game

- You can exit the game at the end of each round.

VERSIONS

Game Certification

- Game Certification Version: 1.150.0 (1.0.0)

Game Server

- Game Server Build Technology: novoSDK
- Game Server Build novoSDK Version: 1.97.0_2023-10-02_102620

Game Client

- Game Client Build Technology: novoSDK
- Game Client Technology: HTML5 Desktop

Game Client In-Game Help Date: 25 March 2024

Manufacturer and Supplier

- Manufacturer: Greentube GmbH
- Supplier: Greentube GmbH